



NCDV
2025



**36th Nordic Congress of
Dermatology and Venereology**

6 - 9 May, 2025

Scandic Marina Congress Center · Helsinki · Finland

**PRACTICAL INFORMATION FOR
SPONSORS AND EXHIBITORS**

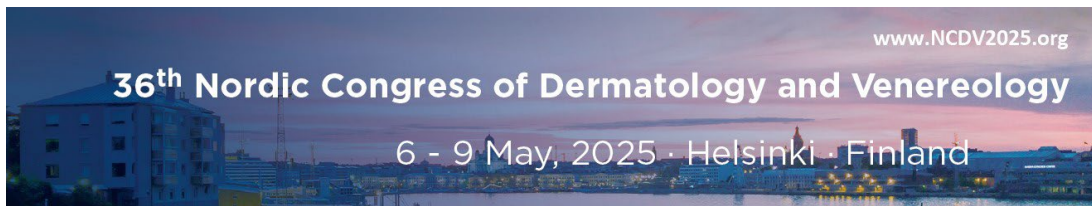
The congress is organised
in collaboration with

NDA NORDIC
DERMATOLOGY
ASSOCIATION



SUOMEN
IHOTAUTILÄÄKÄRIYHDISTYS RY

February 2025



Content

GENERAL INFORMATION	4
Local Organising Committee.....	4
Congress Organiser	4
CONFERENCE VENUE	5
Scandic Marina Congress Center (SMCC)	5
Accommodation.....	5
Travelling to Helsinki	6
EXHIBITION	7
Buildup & Dismantling.....	7
Stand information & construction	7
EXHIBITION STAND BUILDER WS-EXPO	8
Electrical installations.....	8
Catering at the exhibition stands	9
LEAD RETRIEVAL	10
CONGRESS APP	10
REGISTRATION	11
Additional Exhibition Badge	12
SHIPPING AND DELIVERIES	12
Storage and deliveries	13
Customs	14
INDUSTRY SYMPOSIUM	14
BRANDING	14
EVENT SCHEDULE	15
IMPORTANT DATES	16



NCDV 2025 Welcomes You!

Dear Sponsors and Exhibitors,

We are thrilled to present the Technical Manual for NCDV 2025, where you can find general and practical information for exhibiting at Scandic Marina Congress Center, Helsinki, Finland, 6-9 May 2025.

This manual includes all relevant information about the exhibition and is designed to assist you in planning for your participation.

Please forward this manual to anyone involved in the congress, including any contractors, and stand builder.

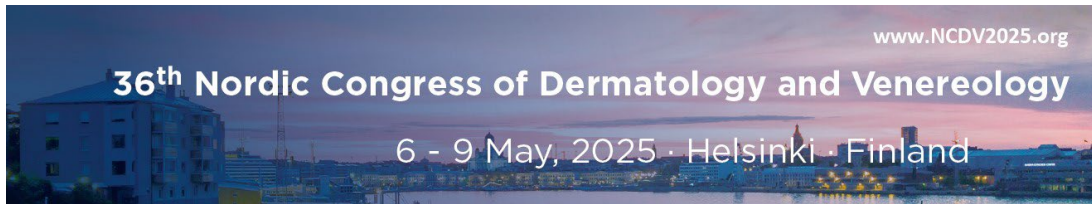
We look forward to welcoming you to Helsinki and wish you all a successful congress.

Best regards,

On behalf of the NCDV 2025 Local Organising Committee

Rikke Hellung

Sponsor & Exhibition Manager



GENERAL INFORMATION

Local Organising Committee

- Prof. Veli-Matti Kähäri. Congress President
- Prof. Kaisa Tasanen. Congress Co-President
- Prof. Teea Salmi. Chair Scientific Programme

Website: NCDV2025.org

Organisation:

Nordic Dermatology Association: [NDA](#)

Finnish Dermatological Society – [SILY](#)

Congress Organiser

NCDV 2025 Congress Secretariat:

c/o CAP Partner

Nordre Fasanvej 113

2000 Frederiksberg, Denmark

Sponsorship & Exhibition contact person:

Rikke Hellung

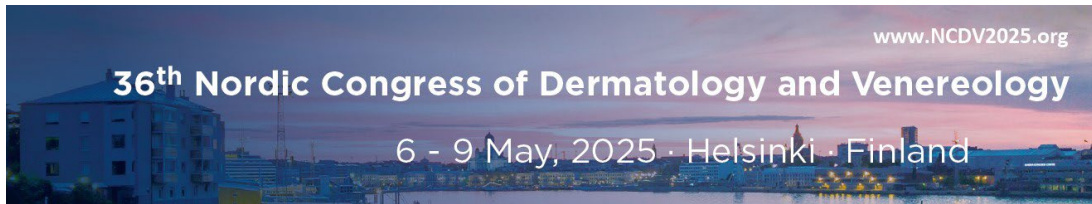
E-mail: rh@cap-partner.eu

Phone: +45 3842 9564

General

The official congress language is English.

Link to [Programme](#) – preliminary programme is published mid-2024.



CONFERENCE VENUE

The conference will be held at:

Scandic Marina Congress Center (SMCC)

Katajanokanlaituri 6,
00160 Helsinki Finland

[Hotel Website](#)

Phone contact: +358 9 4272 2521

E-mail: sales.marinacongress@scandichotels.com

Close to Helsinki city Centre, the hotel is located by the sea in the idyllic Katajanokka district next to the SkyWheel Helsinki, Allas Sea Pool, Uspenski Cathedral, and the Market Square. The hotel is in a quiet, convenient location and the easiest way to explore the city is on foot or by tram, with a tram stop right next to the hotel.

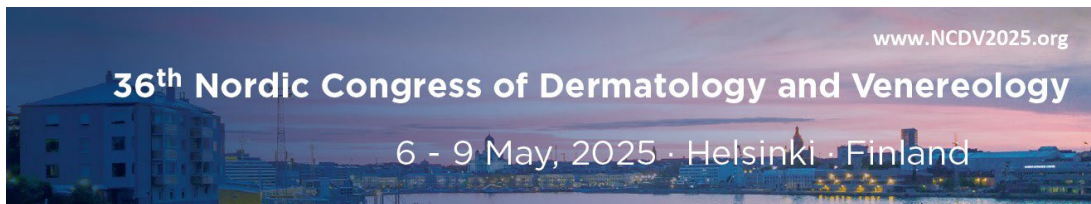


Accommodation

You can find a list of recommended hotels on the website here: <https://ncdv2025.org/accommodation/>

Parking at the Venue

The onsite carpark has 70 outdoor spaces, payments should be made at the payment machine or using EasyPark or Parkman app. Parking garage payments should be made directly to reception. Prices and information can be found on the [webpage](#).



Travelling to Helsinki

Currency: Euro (EUR)

Credit cards: All major credit cards are accepted; however, some places will prefer cash payment, especially for small amounts.

Helsinki airport is easily accessible from many major European cities. Helsinki Airport is located 20 km from Helsinki, from where it takes around 30 minutes by car/taxi or the train to reach the city centre.

How to get from the airport to the city centre

By train:

Commuter trains I and P are a fast and convenient way of travelling between the city and the airport. Helsinki Airport's train station is located under the terminal. The journey takes approximately 30 minutes. To get to or from the airport, you will need an ABC ticket. Single tickets and day tickets can be purchased using the HSL mobile app or from HSL ticket machines (at train platform), or R-kiosks. Tickets cannot be purchased onboard commuter trains. Timetables, tickets, and fares for local trains can be found on [HSL website](#).

By bus:

Buses 415N, 431N, 562, 570 and 600 also operate between the airport and city centre. To get to or from the airport, you will need an ABC ticket, which you can purchase from HSL ticket machines, HSL mobile app or sales points like R-kiosk. A bus ride from the airport takes approx. 40–50 minutes.

By taxi:

The journey between Helsinki Airport and the city by taxi takes approximately 30 minutes and costs around €40-45.

By car

If you are traveling by car you can plan your [route](#) via online planning.

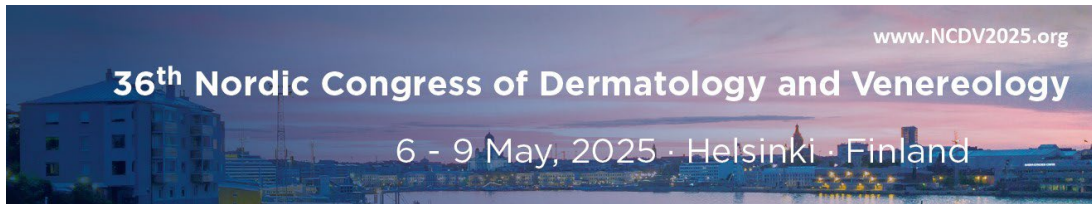
Public transport in Helsinki

Read more about all Public transport in Helsinki at [Welcome Helsinki – Public transport](#)

- Helsinki Region Transport (HSL)
- HSL app and card
- Buses, trams, metro, commuter trains, city bikes and ferries

Helsinki By tram

Trams are a convenient way of getting around the city, and it is possible to use an [Helsinki card](#) when traveling during NCDV 2025.



EXHIBITION

Buildup & Dismantling

Build up for **WS-EXPO (loading area)**: Tuesday 6th of May 2025 at 09.00 – 11.00: [Exclusively WS-EXPO](#)

Build up **exhibitors**: Tuesday 6th of May 2025 at 11.00 – 17.00: **All companies – note loading area restrictions**

Build-up Wednesday 7th May 2025, 08.00 - 11.00 (WS-EXPOGROUP staff on site).

Dismantling WS-EXPO: Friday 9th of May 2025, 13:30 – 18:00

Dismantling: Friday 9th of May 2025 at 15.30 – 19.00.

Unloading area at Venue, time slot

Tuesday 6th of May 2025

- 9.00-11.00: **WS-EXPO Exclusively**
- 11.00-13.00: **DSV Exclusively – transport supplier**
- 13.00-17.00: **Exhibitors**

Stand information & construction

The following is included in your stand booking:

- 1 power outlet
- *Conference table (60x120cm) no tablecloth
- *Chair
- Wi-Fi

*Depending on your package.

There are not any walls or stand equipment on the stand beforehand. Everything is booked by the exhibitor through WS-Expo, the local stand builder company, if you don't bring your own stand equipment.

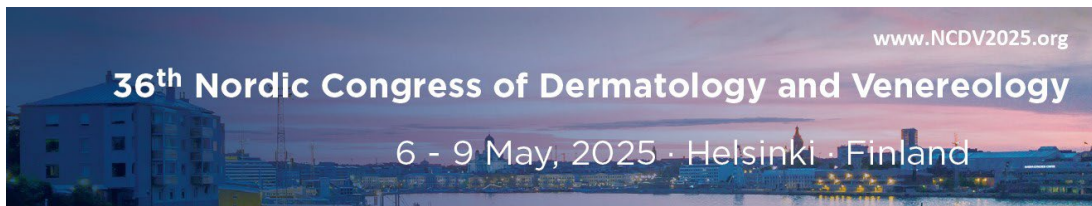
The exhibitor is responsible for the building, fitting, and dismantling of his stand. The exhibition takes place on the ground floor and the 1st floor.

Your stand will be marked beforehand, no equipment is to be placed outside of the marked stand. No roll-ups or other marketing material is allowed outside of the stand area.

No exhibit or publicity products may be mounted on the floor, walls, ceiling, or columns. The exhibitor will be liable for any damage caused by him to the building or the exhibition area.

Raised floors, special structures and overhead decks, and the use of carpet-tape must be negotiated with MCC. Carpets, stickers and wall tape must be removed after the event.

Painting is prohibited on the exhibition stand!



Dismantling of stands is allowed after closing the exhibition. No garbage and material are allowed to be left at the stands. The goods and material deliveries afterwards must always be agreed with the Conference host/-ess or Floor Assistant. Garbage must be removed by the exhibitor to the point shown for this purpose. Exhibitors must ensure that exhibition carpets are carried out. The carpets are hazardous waste and Marina Congress Center MCC will charge starting from 100 € / carpet if the carpet is left at the Marina Congress Center for further treatment.

It is not allowed to use nails/screws or anything similar that possibly could damage the walls/ floors or interior of the congress center.

Maximum height for building stands is 2,5 meters.


Please see all details and link online on “[Plan your exhibition](#)” page.

EXHIBITION STAND BUILDER WS-EXPO

You can book stand equipment through WS-EXPO. They can design and build modular stands and customised special stands. They have standard walls, furniture, and graphic printing options. A well decorated stand gives your company better visibility. You can order stand packages, carpets, lights, full prints, additional furniture, AV and tv-screens through the exhibition shop. The EXPO web shop will open in the autumn 2024.

Link: <https://wsexpogroup.fi/en/ncdv-2025/>

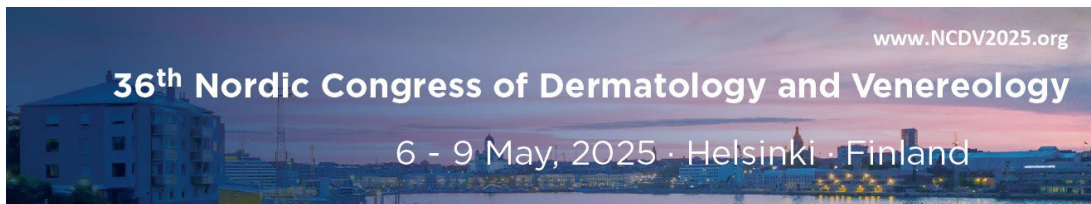
Examples of Stand in WS EXPO Shop:



The deadline for ordering stand equipment at WS-EXPO is 4th April 2025. Orders after this date are subject to late order surcharge.

Electrical installations

Electric is included in the stand. The main electricity supply is alternating current at 220/380 V, 50 Hz. The exhibitor must order any extra electrical installations required through SMCC. SMCC will not be responsible for any damage caused by a power failure. The exhibitor, in their capacity as owner, will be responsible for any electric appliances he has brought to the stand.



Catering at the exhibition stands

Please note that Scandic Marina Congress Center retains exclusive right to provide catering within the facilities. Exhibitors are not allowed to serve any own products at the stands apart from their own company's sweets with a company logo. The catering services must be ordered in advance through Scandic Marina Congress Center web shop. All orders are to be made at the latest 2 weeks before the event. If exhibitors have made a separate order for stand catering the products need to be paid to our meeting host at the information desk.

Please see all details and link online on "[Plan your exhibition](#)" page.

Garbage handling & cleaning

Before the exhibition area opens, all empty boxes and waste must be removed from the area. It is not allowed to keep empty boxes etc. visible at the stand for safety reasons.

SMCC is responsible for the general cleaning of the exhibition areas. Cleaning includes vacuuming/cleaning the floor and emptying litter basket. Special cleaning of exhibition stands, and post-cleaning is the responsibility of the exhibitor. However, exhibitors can arrange a special cleaning with Marina Congress Center for an extra charge based on a separate offer. E-mail: sales.marinacongress@scandichotels.com.

Insurance

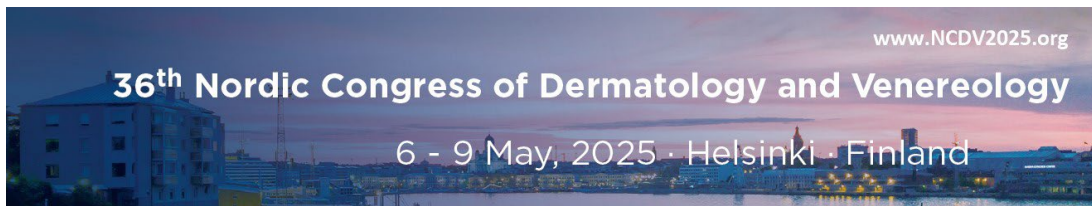
The exhibitor must take out any liability and goods insurance he deems necessary at his own expense. SMCC will not assume any responsibility for property stored or left on the premises unless a separate security agreement has been made. The insurance policies held by SMCC cover any damage caused to a third party by the actions of SMCC's own employees or by any SMCC devices or buildings.

Fire precautions and other safety measures

SMCC is equipped with an automatic alarm and sprinkler system. Written permission must be obtained in advance for any work with a naked flame. The person conducting any unauthorized work will be liable for any damage caused. The current fire safety regulations and legislation must be observed at all times. Permission must be sought in advance from the fire authorities for the use of any equipment carrying a fire risk. The legislation and regulations on fire safety must be observed at all times.

The exhibitor must pay special attention to the following safety aspects:

- emergency exits
- fire safe building materials: carpets, textiles, etc.
- inflammable liquids or combustible gas, which may not as a rule be stored or used in the building
- the location of smoke and heat detectors and sprinkler nozzles
- safe storage of material



LEAD RETRIEVAL

You will have the possibility to book a lead retrieval scanning app to collect contact details of the visitors at your stand. The App can be downloaded for iOS and Android phones and devices and works by scanning the QR-codes on delegates' badges. The App makes it faster and easier to follow up on potential clients during and after the congress and has several additional functionalities, allowing you to, for example immediately send material to interested client. To book your license(s), please send e-mail to Rikke Hellung (rh@cap-partner.eu).

The prices are as follows:

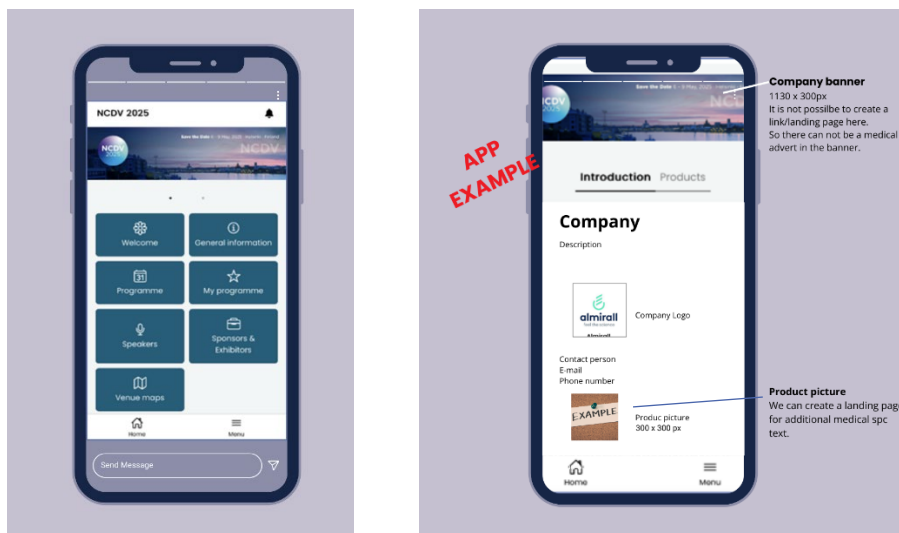
1 license (1 device)	150 EUR
Additional licenses	100 EUR


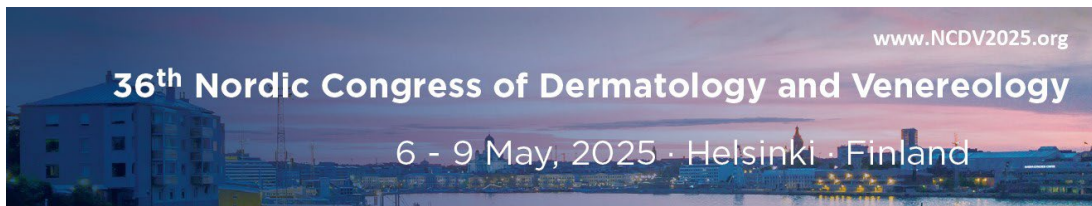
CONGRESS APP

The following options are available in the app, depending on your package.

- **App Banner.** The promotion topic is up to you, non-medical as we cannot make a link or landing page. (this could for example be "visit stand number xx", Company logo, company slogan or similar). **1130x300px**
- **Logo**
- **Contact details**
- **Web link**
- **Product picture:** 300 x 300 px – we can create a landing page for additional spc text for medical products.

We have checked with the app provider, and it is unfortunately not possible to add a link to the banner for additional spc text.





REGISTRATION

Please use your individual registration code that you received by e-mail. Deadline for registration for sponsors and exhibitors' participants is 01 April 2025.

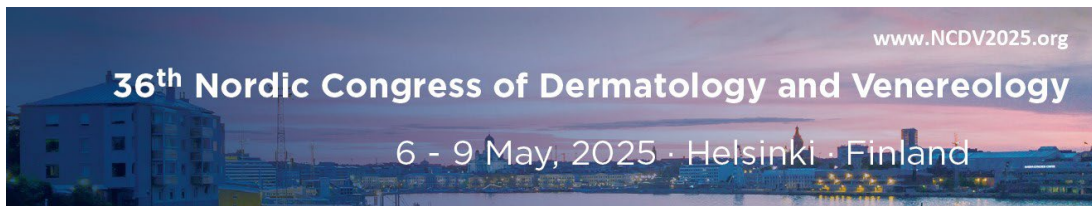
Complimentary registrations: You are entitled to the following number of full access registrations

Sponsor & exhibitor type	complimentary registrations
Diamond Sponsorship	3
Gold Sponsorship	3
Silver Sponsorship	2
Exhibitor 4 & 6 sqm	1

Kindly note:

- Exhibitors must always wear their badged, also during build up and dismantling days
- A company's own badge or business card will not be accepted instead of the official congress badge
- Individuals who do not have badges will not be admitted into the congress area

You get your badges at the congress when arriving at the congress desk. A complementary badge has full access to the exhibition and sessions.



Additional Exhibition Badge

It is possible to buy additional badges for the exhibition ONLY, without access to the session rooms. Or an extra sponsored badge with access to the session rooms. Additional exhibition badge can be purchased online through the registration system. Each company can buy a maximum of 3 additional exhibition badges.

- Exhibition badges €188
- Full registration €375 (early bird) or €500 (after 5th of Feb 2025).

If you need to buy tickets for HCP's, please refer to the registration link here:

<https://ncdv2025.org/registration/>

SHIPPING AND DELIVERIES

NCDV2025 co-operates with the global transport supplier DSV, who can deliver your items directly to the stand on-site and store them before (advance warehouse), so that you do not have to ship just-in-time.

The venue cannot receive any packages before the congress.

DSV will contact you directly latest 01st April 2025 and we will also send you additional information closer to this date.

Please use the shipping labels provided online by DSV and include date, exhibitor's name, and stand number on all stand material.

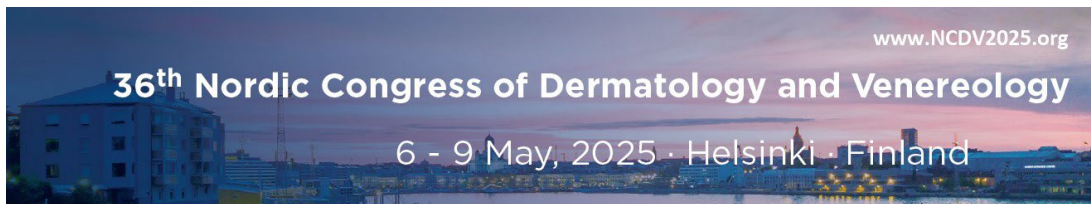
Shipping instructions, labels, and tariffs will be updated on the congress website and sent out to all exhibitors no later than March 2025.

The delivery deadline for shipments booked through DSV is 7th April 2025.

If you have staff on-site to receive your materials, packages can be delivered to the venue during the build-up hours on 6th May 2025. It is not possible to send materials to the venue prior to this date as the venue does not have the capacity or manpower to store them. If prior shipping and storage are required, please contact DSV.

Venue cannot provide boxes, tape, or plastic to wrap. All exhibitors must provide these themselves or book through DSV in advance. All paperwork must be completed by the owner of the items or by DSV.

Neither the venue nor the organizers are responsible for loss of any item.



Storage and deliveries

We recommend using Shipping partner DSV.

All material sent in advance can **ONLY** reach the venue on the first set-up day 6th of May 2025.

Scandic Marina Congress Center SMCC does not take care of any customs. Therefore, the sender and the receiver must be the same company (the exhibitor).

Access for Deliveries and Trucks

For deliveries made during the build-up period SMCC has a loading dock and platform adjoining the goods lift. The internal dimensions of this service lift are as follows:

- Door width 2500 mm
- Door height 2250 mm
- Lift depth 3600 mm
- The carrying capacity of the lift is 5000 kg.

As a rule, SMCC has no storage facilities for incoming exhibition goods or other materials.

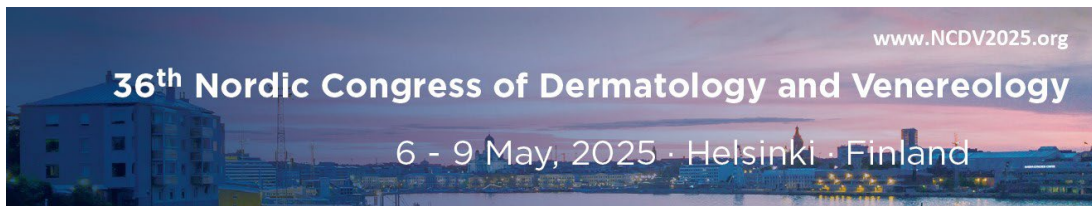
The exhibitor will be responsible for the reception, unpacking and storing of his goods and for their removal after the exhibition.

The shipment must include following information:

Marina Congress Center
Name and date of event
Receiver/contact person of exhibitor and mobile number
Katajanokanlaituri 6
FIN-00160 HELSINKI

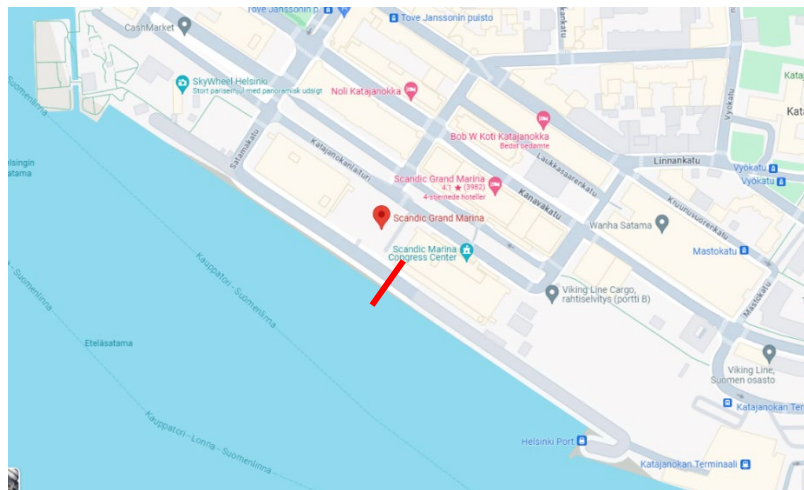
Please note the following:

- Access to the loading dock is possible Tuesday 6th May at 9 - 17 and Friday 9th at 13.30 – 17
- Please see timeslots at page 7 (Buildup & Dismantling)
- Delivery vehicles must access the loading dock via Katajanokanlaituri 6, 00160 Helsinki, Finland
- No parking is allowed in the loading area
- The area for unloading is on ground level and is directly accessible from the exhibition's corridors.
- Please ensure that deliveries are within internal dimensions (please see above dimensions)



Please find a map showing vehicle access for MCC.

Loading area is marked with the red line —



Customs

Arrival and exit declarations: Read more on [Tulli.fi/en/businesses/arrival-and-exit-declarations](https://tulli.fi/en/businesses/arrival-and-exit-declarations) or the new website [Tulli.fi/en/frontpage](https://tulli.fi/en/frontpage). The exhibitor is responsible for all customs, unless using DSV shipping as they will be responsible then.

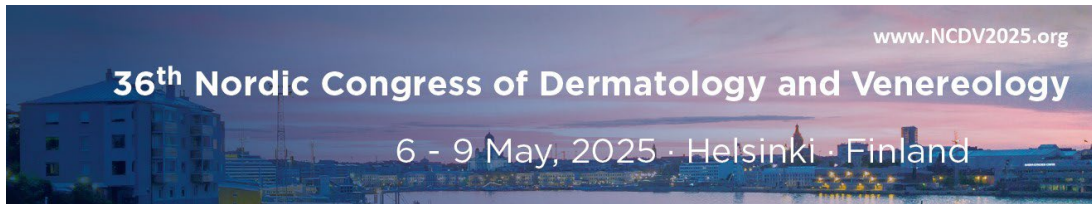
INDUSTRY SYMPOSIUM

Please send the symposium description, title and speakers in the provided document regarding the industry symposium and send to rh@cap-partner.eu by **06th September 2024**. If you are presenting an industry symposium, this text will also serve as your proposal to be reviewed by the Programme Committee.

BRANDING

To get more visibility you can book further branding of your company. See our branding catalogue for further information.

Print ready PDF files: Deadline 15th of August.



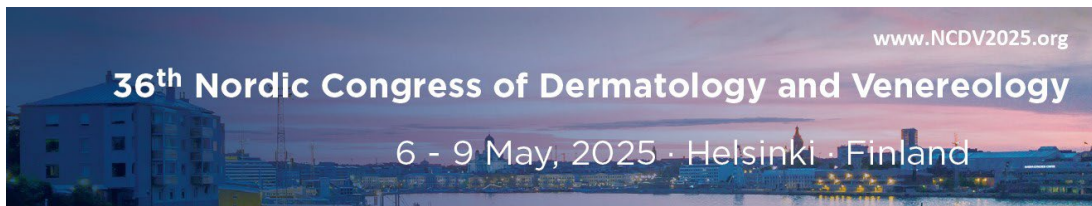
EVENT SCHEDULE

Tuesday 6th May	Time – Exhibition Build up day
WS-EXPO build-up	9.00 – 11.00
DSV exclusive access to unload	11.00 - 13.00
All Exhibition build-up	11.00 - 17.00
Congress pre-registration	15.00 - 17.00
Wednesday 7th May	Exhibition Day 1
Registration from	8.00
Exhibition build-up	08.00 - 10.00
Exhibition opening	10.00
Daily programme & exhibition hours	10.00 - 17.30
Thursday 8th May	Exhibition Day 2
Registration from	08.00
Exhibition opening hours	08.00 - 17
Daily programme & exhibition hours	08.30 - 17.00
Friday 9th May	Exhibition Day 3
Daily programme & exhibition hours	9:00 - 14.00
Exhibition dismantling	14:00 - 18:00

Please note that this is a preliminary schedule, and times may change. Always refer to the online programme.

Promotional materials

Tell your world about the congress. You are free to use the below banners for your event calendar and to share with your network and customers. See more online www.ncdv2025.org/promotional-materials/



IMPORTANT DATES

Deadline	Applies to...
06 September 2024	Send Industry symposium description (page 14)
04 April 2025	WS-Expo Shop order deadline (page 8)
01 April 2025	Print deadline – advert, logos, company description
01 April 2025	Exhibitor & Sponsor registration (page 11)
06 May 2025	Shipment first receiving date at venue